

## Luminaire Photograph



Light Output Ratio:	64.5%	
Luminaire Power:	17.7 W	
SHR Nominal:	0.50	Calculated using the TM5
SHR Maximum:	0.50	fine grid method.

C Range: 0 - 360DEG  
 C Interval: 30.0DEG  
 Test Speed: HIGH  
 Temperature: 25.3DEG  
 Operators: Zoe  
 Test Date: 2023-3-13

Range: 0 - 180DEG  
 Interval: 1.0DEG  
 Test System: EVERFINE GO-SPEX500\_V1 SYSTEM V2.00.416  
 Humidity: 65.0%  
 Test Distance: 3.160m [K=1.0000]  
 Remarks: LAMP: BXRE-30G1000-A-83 Ra:90  
 LENS: PM-1082A 24R  
 DRIVER: PUP20A-1WMC 450mA  
 30minutes warm-up

## LUMINOUS INTENSITY DISTRIBUTION DIAGRAM

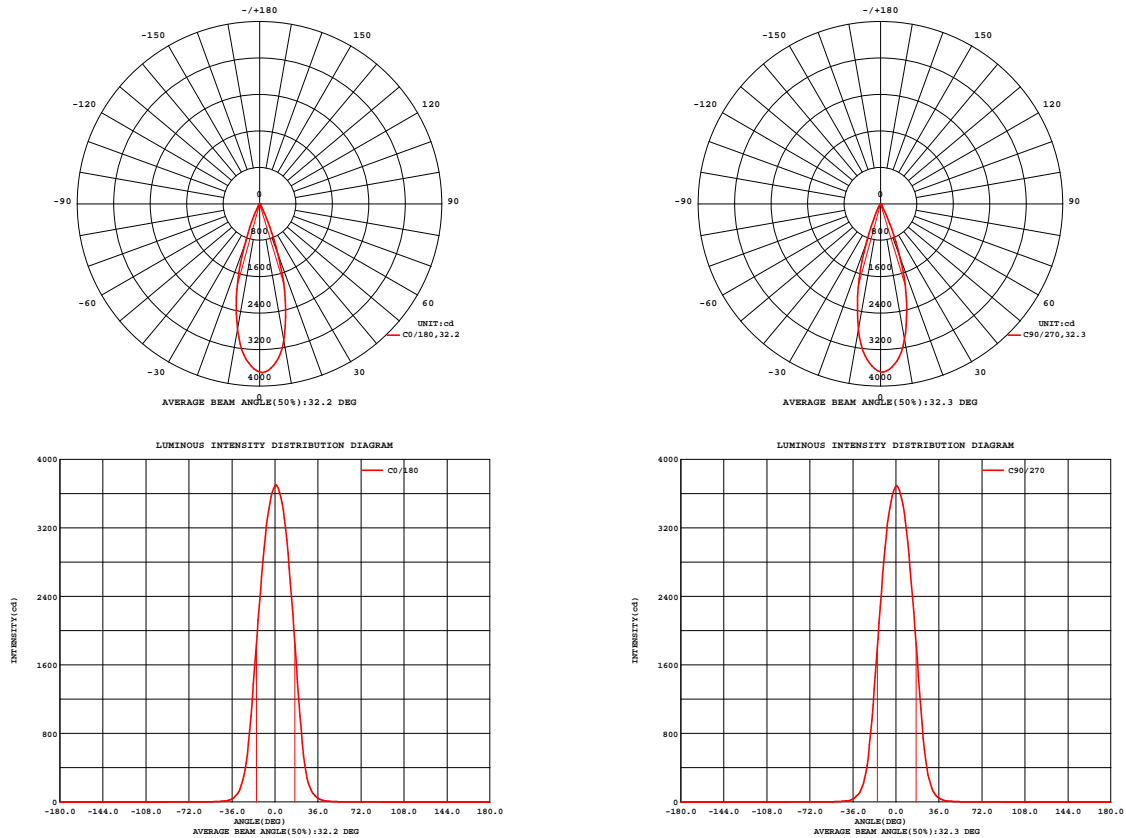


Fig. C0/C180

Fig. C90/C270

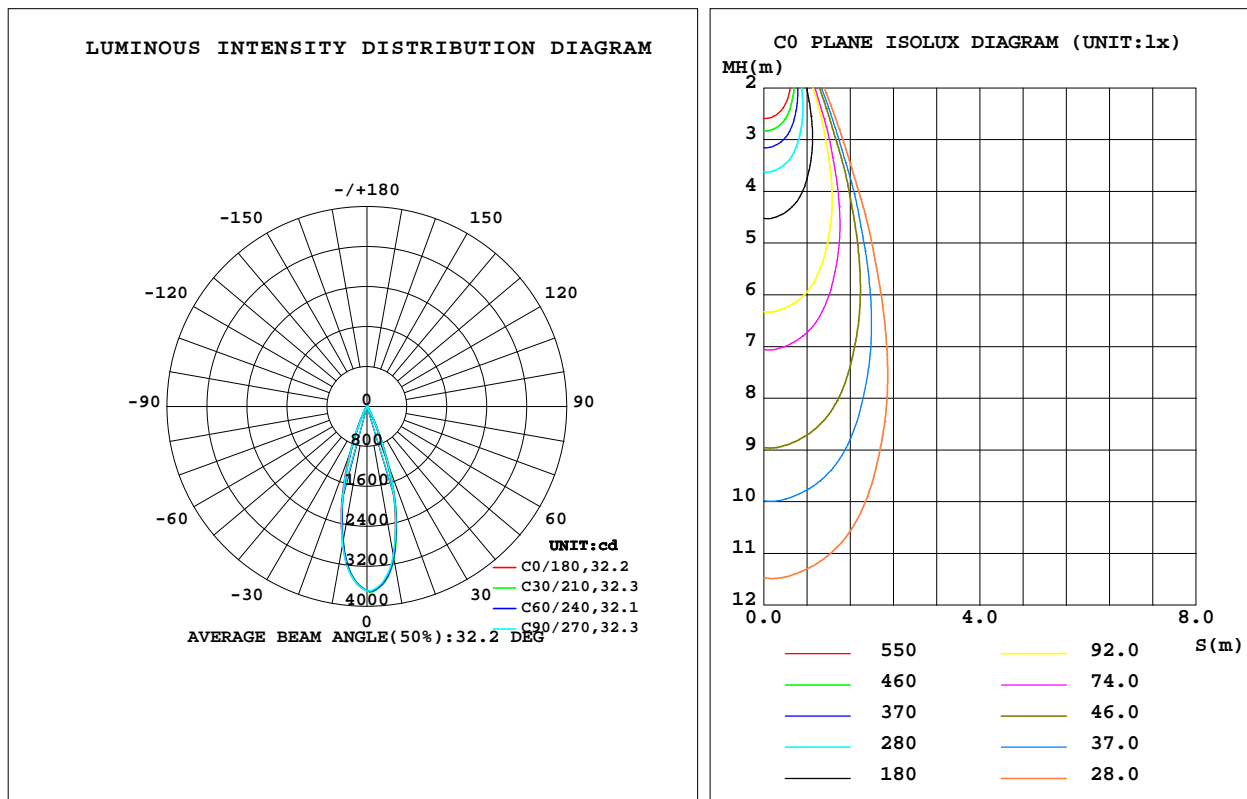
C Range: 0 - 360DEG  
C Interval: 30.0DEG  
Test Speed: HIGH  
Temperature:25.3DEG  
Operators:Zoe  
Test Date:2023-3-13

Range: 0 - 180DEG  
Interval: 1.0DEG  
Test System:EVERFINE GO-SPEX500\_V1 SYSTEM V2.00.416  
Humidity:65.0%  
Test Distance:3.160m [K=1.0000]  
Remarks: LAMP:BXRE-30G1000-A-83 Ra:90  
LENS:PM-1082A 24R  
DRIVER: PUP20A-1WMC 450mA  
30minutes warm-up

## LUMINAIRE PHOTOMETRIC TEST REPORT

Test:U:120.01V I:0.1482A P:17.696W PF:0.9941 Freq:59.98Hz Lamp Flux:1749.31x1 lm					
NAME: 2218.144-LEA-14			TYPE:		WEIGHT:
SPEC.:3000K			DIM.:		SERIAL No.:2303130266
MFR.: RISE			SUR.:0.003737385m2		Shielding Angle:

DATA OF LAMP		PHOTOMETRIC DATA				Eff: 63.72 lm/W
MODEL	Bridgelux	I <sub>max</sub> (cd)	3715	S/MH(C0/180)	0.50	
NOMINAL POWER(W)	18	LOR(%)	64.5	S/MH(C90/270)	0.50	
RATED VOLTAGE(V)	120	TOTAL FLUX(lm)	1127.5	UP,DN(C0-180)	0.0,34.1	
NOMINAL FLUX(lm)	1749.31	CIE CLASS	DIRECT	UP,DN(C180-360)	0.0,30.4	
LAMPS INSIDE	1	up(%)	0.0	CIBSE SHR NOM	0.50	
TEST VOLTAGE(V)	120	down(%)	64.5	CIBSE SHR MAX	0.50	



C Range: 0 - 360DEG  
C Interval: 30.0DEG  
Test Speed: HIGH  
Temperature:25.3DEG  
Operators:Zoe  
Test Date:2023-3-13

Range: 0 - 180DEG  
Interval: 1.0DEG  
Test System:EVERFINE GO-SPEX500\_V1 SYSTEM V2.00.416  
Humidity:65.0%  
Test Distance:3.160m [K=1.0000]  
Remarks: LAMP:BXRE-30G1000-A-83 Ra:90  
LENS:PM-1082A 24R  
DRIVER: PUP20A-1WMC 450mA  
30minutes warm-up

## ZONAL FLUX DIAGRAM

### ZONAL FLUX DIAGRAM:

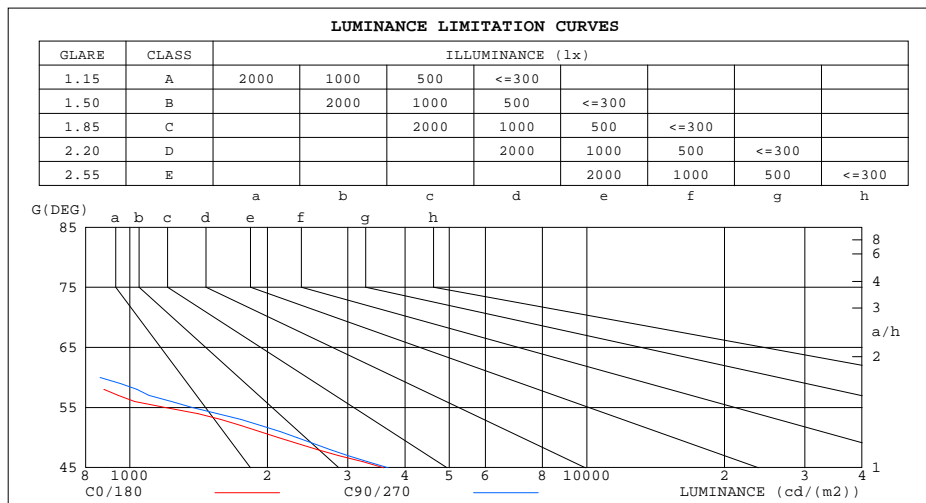
	C0	C45	C90	C135	C180	C225	C270	C315		zone	total	%lum,lamp
10	3056	3088	3030	2898	2803	2759	2810	2953	0- 10	315.2	315.2	28,18
20	1197	1291	1271	1136	1005	941.0	956.6	1091	10- 20	552.3	867.5	76.9,49.6
30	146.4	164.3	164.1	144.0	126.1	119.8	118.6	133.3	20- 30	213.1	1081	95.8,61.8
40	18.83	21.28	20.87	16.20	14.71	14.26	14.22	16.15	30- 40	36.23	1117	99.1,63.8
50	5.094	5.330	5.583	5.029	4.433	4.578	4.615	4.931	40- 50	7.197	1124	99.7,64.3
60	1.321	1.446	1.607	1.408	1.144	1.103	1.210	1.321	50- 60	2.472	1126	99.9,64.4
70	0.3666	0.4095	0.4263	0.4387	0.3363	0.3224	0.3705	0.3808	60- 70	0.7265	1127	100,64.4
80	0.1243	0.1284	0.1462	0.1283	0.1132	0.0950	0.1157	0.1128	70- 80	0.2395	1127	100,64.5
90	0	0	0	0	0	0	0	0	80- 90	0.0641	1127	100,64.5
100	0	0	0	0	0	0	0	0	90-100	0	1127	100,64.5
110	0	0	0	0	0	0	0	0	100-110	0	1127	100,64.5
120	0	0	0	0	0	0	0	0	110-120	0	1127	100,64.5
130	0	0	0	0	0	0	0	0	120-130	0	1127	100,64.5
140	0	0	0	0	0	0	0	0	130-140	0	1127	100,64.5
150	0	0	0	0	0	0	0	0	140-150	0	1127	100,64.5
160	0	0	0	0	0	0	0	0	150-160	0	1127	100,64.5
170	0	0	0	0	0	0	0	0	160-170	0	1127	100,64.5
180	0	0	0	0	0	0	0	0	170-180	0	1127	100,64.5
DEG	LUMINOUS INTENSITY:cd									UNIT:lm		

C Range: 0 - 360DEG  
C Interval: 30.0DEG  
Test Speed: HIGH  
Temperature:25.3DEG  
Operators:Zoe  
Test Date:2023-3-13

Range: 0 - 180DEG  
Interval: 1.0DEG  
Test System:EVERFINE GO-SPEX500\_V1 SYSTEM V2.00.416  
Humidity:65.0%  
Test Distance:3.160m [K=1.0000]  
Remarks: LAMP:BXRE-30G1000-A-83 Ra:90  
LENS:PM-1082A 24R  
DRIVER: PUP20A-1WMC 450mA  
30minutes warm-up

### LUMINANCE LIMITATION CURVES

Test:U:120.01V I:0.1482A P:17.696W PF:0.9941 Freq:59.98Hz Lamp Flux:1749.31x1 lm		
NAME: 2218.144-LEA-14	TYPE:	WEIGHT:
SPEC.:3000K	DIM.:	SERIAL No.:2303130266
MFR.: RISE	SUR.:0.003737385m2	Shielding Angle:



LUMINANCE cd/(m2)		
G(180)	C0/180	C90/270
85	214	240
80	191	225
75	218	265
70	286	334
65	413	496
60	706	860
55	1198	1373
50	2117	2324
45	3595	3674

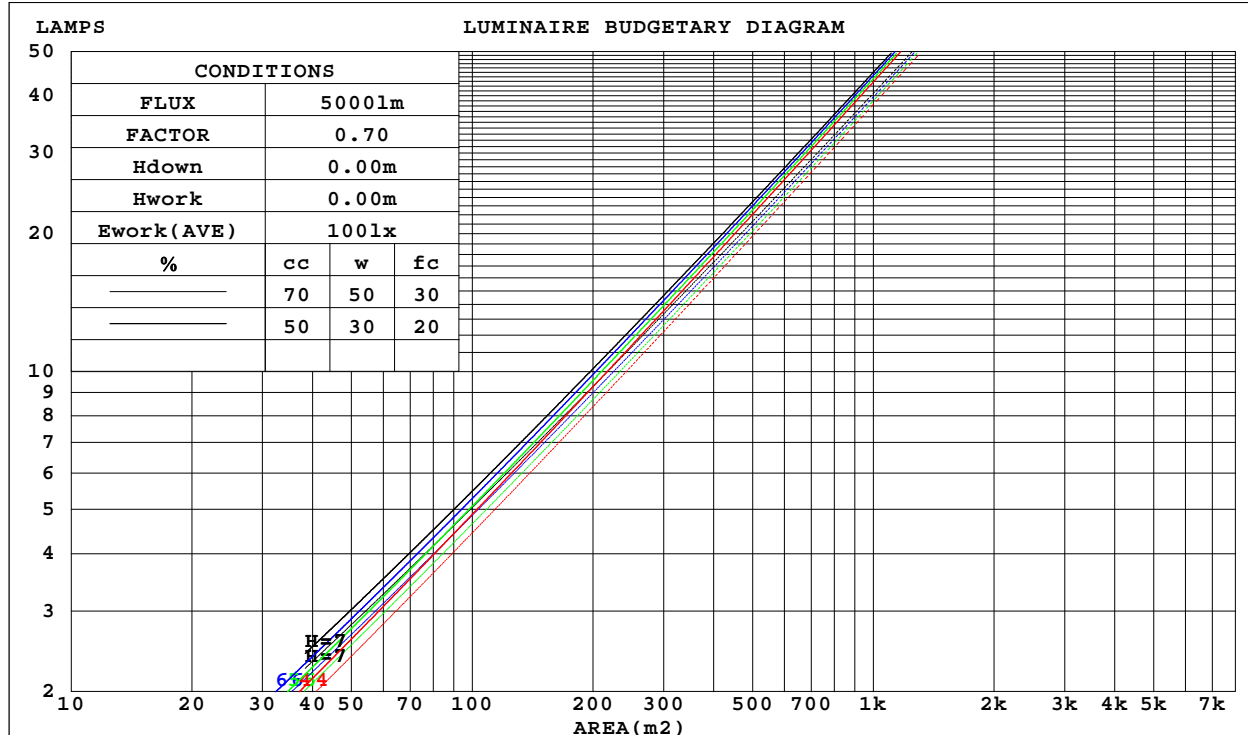
C Range: 0 - 360DEG  
C Interval: 30.0DEG  
Test Speed: HIGH  
Temperature:25.3DEG  
Operators:Zoe  
Test Date:2023-3-13

Range: 0 - 180DEG  
Interval: 1.0DEG  
Test System:EVERFINE GO-SPEX500\_V1 SYSTEM V2.00.416  
Humidity:65.0%  
Test Distance:3.160m [K=1.0000]  
Remarks: LAMP:BXRE-30G1000-A-83 Ra:90  
LENS:PM-1082A 24R  
DRIVER: PUP20A-1WMC 450mA  
30minutes warm-up

## CU AND LUMINAIRE BUDGETARY ESTIMATE DIAGRAM

Test:U:120.01V I:0.1482A P:17.696W PF:0.9941 Freq:59.98Hz Lamp Flux:1749.31x1 lm		
NAME: 2218.144-LEA-14	TYPE:	WEIGHT:
SPEC.:3000K	DIM.:	SERIAL No.:2303130266
MFR.: RISE	SUR.:0.003737385m2	Shielding Angle:

cc	80%			70%			50%			30%			10%			0
w	50%	30%	10%	50%	30%	10%	50%	30%	10%	50%	30%	10%	50%	30%	10%	0
fc	20%			20%			20%			20%			20%			0
RCR	RCR:Room Cavity Ratio                      Coefficients of Utilization(CU)															
0.0	.77	.77	.77	.75	.75	.75	.72	.72	.72	.69	.69	.69	.66	.66	.66	.64
1.0	.73	.71	.70	.71	.70	.69	.69	.68	.67	.66	.66	.65	.64	.64	.63	.62
2.0	.69	.67	.65	.68	.66	.65	.66	.65	.63	.64	.63	.62	.62	.62	.61	.60
3.0	.66	.64	.62	.65	.63	.61	.64	.62	.60	.62	.61	.59	.61	.59	.58	.58
4.0	.63	.61	.59	.63	.60	.58	.61	.59	.58	.60	.58	.57	.59	.58	.56	.56
5.0	.61	.58	.56	.60	.58	.56	.59	.57	.55	.58	.56	.55	.57	.56	.54	.54
6.0	.58	.56	.54	.58	.55	.53	.57	.55	.53	.56	.54	.53	.56	.54	.52	.52
7.0	.56	.54	.52	.56	.53	.51	.55	.53	.51	.55	.53	.51	.54	.52	.51	.50
8.0	.54	.52	.50	.54	.52	.50	.54	.51	.49	.53	.51	.49	.52	.51	.49	.48
9.0	.53	.50	.48	.52	.50	.48	.52	.50	.48	.51	.49	.48	.51	.49	.48	.47
10.0	.51	.48	.47	.51	.48	.46	.50	.48	.46	.50	.48	.46	.50	.48	.46	.46



C Range: 0 - 360DEG  
C Interval: 30.0DEG  
Test Speed: HIGH  
Temperature:25.3DEG  
Operators:Zoe  
Test Date:2023-3-13

Range: 0 - 180DEG  
Interval: 1.0DEG  
Test System:EVERFINE GO-SPEX500\_V1 SYSTEM V2.00.416  
Humidity:65.0%  
Test Distance:3.160m [K=1.0000]  
Remarks: LAMP:BXRE-30G1000-A-83 Ra:90  
LENS:PM-1082A 24R  
DRIVER: PUP20A-1WMC 450mA  
30minutes warm-up

### WEC AND CCEC

Test:U:120.01V I:0.1482A P:17.696W PF:0.9941 Freq:59.98Hz Lamp Flux:1749.31x1 lm		
NAME: 2218.144-LEA-14	TYPE:	WEIGHT:
SPEC.:3000K	DIM.:	SERIAL No.:2303130266
MFR.: RISE	SUR.:0.003737385m2	Shielding Angle:

cc	80%			70%			50%			30%			10%			0
w	50%	30%	10%	50%	30%	10%	50%	30%	10%	50%	30%	10%	50%	30%	10%	0
fc	20%			20%			20%			20%			20%			0
RCR	RCR:Room Cavity Ratio Wall Exitance Coefficients(WEC)															
0.0																
1.0	.091	.052	.016	.087	.049	.016	.079	.045	.014	.071	.041	.013	.064	.037	.012	
2.0	.084	.046	.014	.081	.045	.014	.074	.041	.013	.068	.038	.012	.063	.035	.011	
3.0	.079	.042	.013	.076	.041	.012	.071	.038	.012	.065	.036	.011	.061	.034	.010	
4.0	.074	.039	.011	.072	.038	.011	.067	.036	.011	.063	.034	.010	.059	.032	.010	
5.0	.070	.036	.010	.068	.035	.010	.064	.033	.010	.060	.032	.009	.057	.030	.009	
6.0	.067	.033	.010	.065	.033	.009	.061	.031	.009	.058	.030	.009	.055	.029	.009	
7.0	.063	.031	.009	.062	.031	.009	.059	.030	.009	.056	.029	.008	.053	.028	.008	
8.0	.061	.030	.008	.059	.029	.008	.057	.028	.008	.054	.027	.008	.052	.027	.008	
9.0	.058	.028	.008	.057	.028	.008	.055	.027	.008	.052	.026	.008	.050	.026	.007	
10.0	.056	.027	.007	.055	.026	.007	.053	.026	.007	.051	.025	.007	.049	.025	.007	

cc	80%			70%			50%			30%			10%			0
w	50%	30%	10%	50%	30%	10%	50%	30%	10%	50%	30%	10%	50%	30%	10%	0
fc	20%			20%			20%			20%			20%			0
RCR	RCR:Room Cavity Ratio Ceiling Cavity Exitance Coefficients(CCEC)															
0.0	.123	.123	.123	.105	.105	.105	.072	.072	.072	.041	.041	.041	.013	.013	.013	
1.0	.109	.102	.095	.093	.087	.082	.064	.060	.057	.037	.035	.033	.012	.011	.011	
2.0	.097	.086	.076	.083	.074	.065	.057	.051	.046	.033	.030	.027	.011	.010	.009	
3.0	.088	.073	.061	.075	.063	.053	.052	.044	.037	.030	.026	.022	.010	.008	.007	
4.0	.080	.063	.050	.068	.055	.044	.047	.038	.031	.027	.022	.018	.009	.007	.006	
5.0	.073	.055	.042	.063	.048	.037	.043	.033	.026	.025	.020	.015	.008	.006	.005	
6.0	.068	.049	.035	.058	.042	.031	.040	.030	.022	.023	.017	.013	.008	.006	.004	
7.0	.063	.044	.030	.054	.038	.026	.037	.027	.019	.022	.016	.011	.007	.005	.004	
8.0	.059	.039	.026	.051	.034	.023	.035	.024	.016	.020	.014	.010	.007	.005	.003	
9.0	.055	.036	.023	.048	.031	.020	.033	.022	.014	.019	.013	.008	.006	.004	.003	
10.0	.052	.033	.020	.045	.028	.017	.031	.020	.012	.018	.012	.007	.006	.004	.002	

C Range: 0 - 360DEG  
C Interval: 30.0DEG  
Test Speed: HIGH  
Temperature:25.3DEG  
Operators:Zoe  
Test Date:2023-3-13

Range: 0 - 180DEG  
Interval: 1.0DEG  
Test System:EVERFINE GO-SPEX500\_V1 SYSTEM V2.00.416  
Humidity:65.0%  
Test Distance:3.160m [K=1.0000]  
Remarks: LAMP:BXRE-30G1000-A-83 Ra:90  
LENS:PM-1082A 24R  
DRIVER: PUP20A-1WMC 450mA  
30minutes warm-up

## UGR(Unified Glare Rating) Table

Test:U:120.01V I:0.1482A P:17.696W PF:0.9941 Freq:59.98Hz Lamp Flux:1749.31x1 lm											
NAME: 2218.144-LEA-14						TYPE:		WEIGHT:			
SPEC.:3000K						DIM.:		SERIAL No.:2303130266			
MFR.: RISE						SUR.:0.003737385m2		Shielding Angle:			
ceiling/cavity	0.7	0.7	0.5	0.5	0.3	0.7	0.7	0.5	0.5	0.3	
walls	0.5	0.3	0.5	0.3	0.3	0.5	0.3	0.5	0.3	0.3	
working plane	0.2	0.2	0.2	0.2	0.2	0.2	0.2	0.2	0.2	0.2	
Room dimensions		Viewed crosswise					Viewed endwise				
x = 2H y = 2H	8.0	8.7	8.2	8.8	9.0	8.0	8.7	8.3	8.9	9.0	
	3H	7.9	8.5	8.1	8.7	8.9	7.9	8.5	8.2	8.7	8.9
	4H	7.8	8.4	8.0	8.6	8.8	7.8	8.4	8.1	8.7	8.9
	6H	7.7	8.3	8.0	8.5	8.7	7.8	8.3	8.0	8.6	8.8
	8H	7.7	8.2	7.9	8.4	8.7	7.7	8.3	8.0	8.5	8.8
	12H	7.6	8.1	7.9	8.4	8.7	7.7	8.2	8.0	8.5	8.7
4H	2H	7.8	8.4	8.0	8.6	8.8	7.8	8.4	8.1	8.7	8.9
	3H	7.6	8.2	7.9	8.4	8.7	7.7	8.2	8.0	8.5	8.7
	4H	7.5	8.0	7.9	8.3	8.6	7.6	8.1	7.9	8.4	8.7
	6H	7.4	7.9	7.8	8.2	8.5	7.5	7.9	7.9	8.3	8.6
	8H	7.4	7.8	7.8	8.1	8.5	7.5	7.9	7.8	8.2	8.6
	12H	7.3	7.7	7.7	8.1	8.5	7.4	7.8	7.8	8.1	8.5
8H	4H	7.4	7.8	7.8	8.1	8.5	7.5	7.9	7.8	8.2	8.6
	6H	7.3	7.6	7.7	8.0	8.4	7.4	7.7	7.8	8.1	8.5
	8H	7.2	7.5	7.7	7.9	8.4	7.3	7.6	7.7	8.0	8.4
	12H	7.2	7.4	7.6	7.9	8.3	7.2	7.5	7.7	7.9	8.4
12H	4H	7.3	7.7	7.7	8.1	8.5	7.4	7.8	7.8	8.1	8.5
	6H	7.2	7.5	7.7	7.9	8.4	7.3	7.6	7.7	8.0	8.4
	8H	7.2	7.4	7.6	7.9	8.3	7.2	7.5	7.7	7.9	8.4
Variations with the observer position at spacings:											
S = 1.0H		+ 3.6 / - 8.4					+ 3.7 / - 7.9				
1.5H		+ 5.5 / - 5.8					+ 5.7 / - 5.8				
2.0H		+ 4.7 / - 5.8					+ 4.5 / - 5.3				

CIE Pub.117, 1749 lm Total Lamp Luminous Flux Corrected ( $8\log(F/F_0) = 1.9$ )  
Area: 0.00373738 m2

C Range: 0 - 360DEG  
C Interval: 30.0DEG  
Test Speed: HIGH  
Temperature:25.3DEG  
Operators:Zoe  
Test Date:2023-3-13

Range: 0 - 180DEG  
Interval: 1.0DEG  
Test System:EVERFINE GO-SPEX500\_V1 SYSTEM V2.00.416  
Humidity:65.0%  
Test Distance:3.160m [K=1.0000]  
Remarks: LAMP:BXRE-30G1000-A-83 Ra:90  
LENS:PM-1082A 24R  
DRIVER: PUP20A-1WMC 450mA  
30minutes warm-up



### UTILIZATION FACTORS TABLE

Test:U:120.01V I:0.1482A P:17.696W PF:0.9941 Freq:59.98Hz Lamp Flux:1749.31x1 lm		
NAME: 2218.144-LEA-14	TYPE:	WEIGHT:
SPEC.:3000K	DIM.:	SERIAL No.:2303130266
MFR.: RISE	SUR.:0.003737385m2	Shielding Angle:

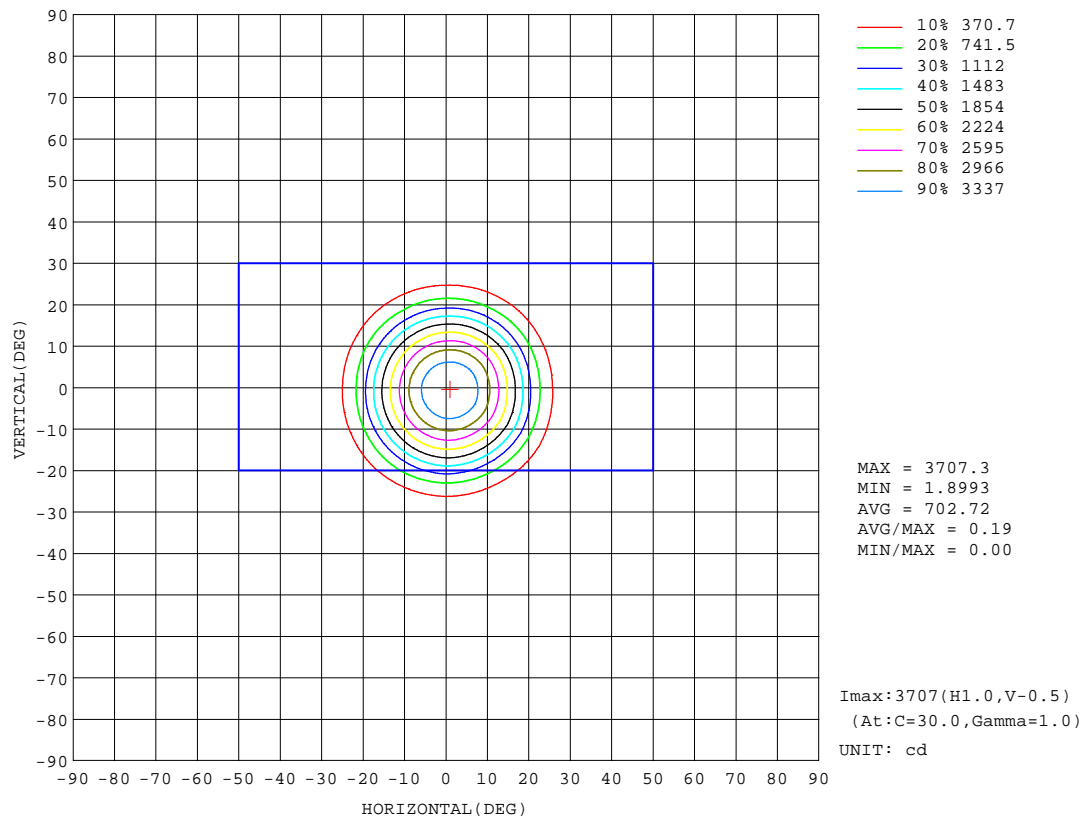
REFLECTANCE										
Ceiling	0.8	0.8	0.8	0.7	0.7	0.7	0.5	0.5	0.5	0
Walls	0.7	0.5	0.3	0.7	0.5	0.3	0.7	0.5	0.3	0
Working plane	0.2	0.2	0.2	0.2	0.2	0.2	0.2	0.2	0.2	0
ROOM INDEX	UTILIZATION FACTORS(PERCENT) $k(RI) \times RCR = 5$									
k = 0.60	59	55	53	58	55	53	58	55	53	51
0.80	63	60	58	63	60	58	62	59	57	55
1.00	66	62	60	65	62	60	64	62	60	57
1.25	68	65	63	67	64	63	66	64	62	60
1.50	69	67	65	69	66	64	67	65	64	61
2.00	71	68	67	70	68	66	68	66	65	62
2.50	72	70	68	71	69	67	69	67	66	62
3.00	73	71	69	71	70	68	69	68	67	63
4.00	74	72	71	73	71	70	70	69	68	64
5.00	75	73	72	73	72	71	71	70	69	64
ROOM INDEX	UF(total)									Direct
According to DIN EN 13032-2 2004			Suspended					SHRNOM = 1.25		

C Range: 0 - 360DEG  
 C Interval: 30.0DEG  
 Test Speed: HIGH  
 Temperature:25.3DEG  
 Operators:Zoe  
 Test Date:2023-3-13

Range: 0 - 180DEG  
 Interval: 1.0DEG  
 Test System:EVERFINE GO-SPEX500\_V1 SYSTEM V2.00.416  
 Humidity:65.0%  
 Test Distance:3.160m [K=1.0000]  
 Remarks: LAMP:BXRE-30G1000-A-83 Ra:90  
 LENS:PM-1082A 24R  
 DRIVER: PUP20A-1WMC 450mA  
 30minutes warm-up

## ISOCANDELA DIAGRAM

Test:U:120.01V I:0.1482A P:17.696W PF:0.9941 Freq:59.98Hz Lamp Flux:1749.3lx1 lm		
NAME: 2218.144-LEA-14	TYPE:	WEIGHT:
SPEC.:3000K	DIM.:	SERIAL No.:2303130266
MFR.: RISE	SUR.:0.003737385m2	Shielding Angle:



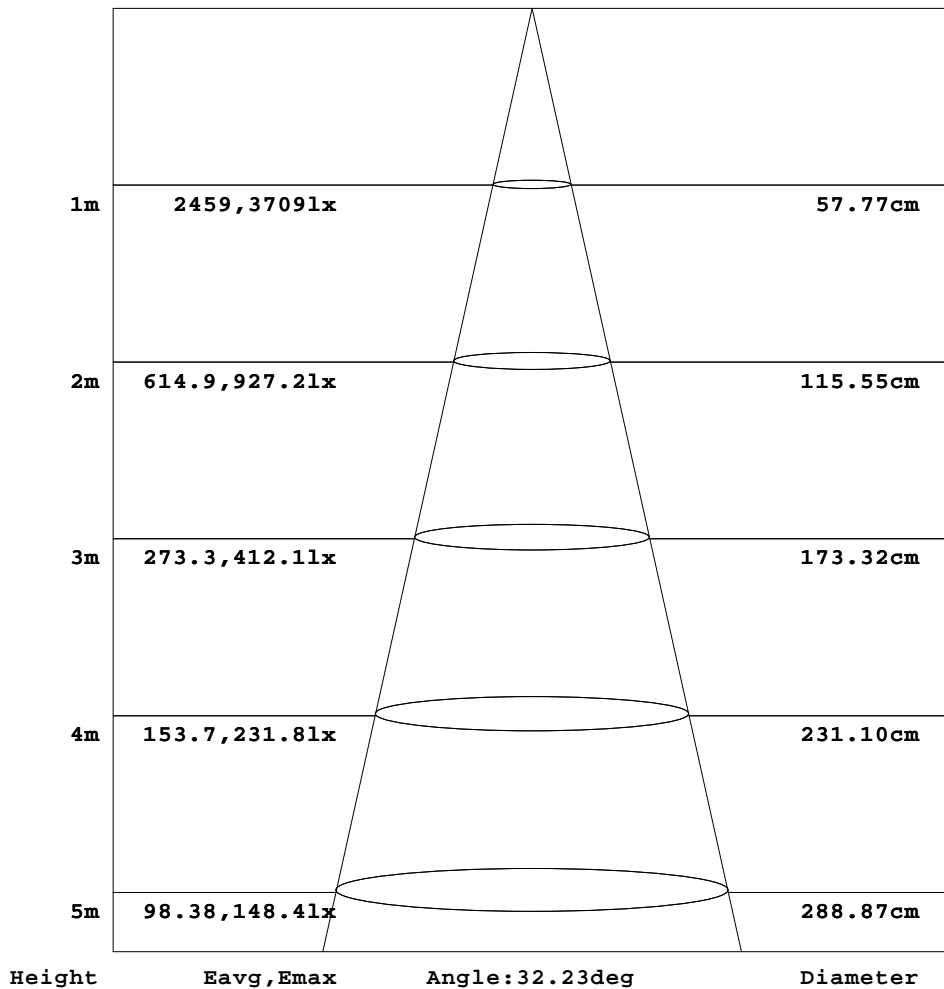
C Range: 0 - 360DEG  
C Interval: 30.0DEG  
Test Speed: HIGH  
Temperature:25.3DEG  
Operators:Zoe  
Test Date:2023-3-13

Range: 0 - 180DEG  
Interval: 1.0DEG  
Test System:EVERFINE GO-SPEX500\_V1 SYSTEM V2.00.416  
Humidity:65.0%  
Test Distance:3.160m [K=1.0000]  
Remarks: LAMP:BXRE-30G1000-A-83 Ra:90  
LENS:PM-1082A 24R  
DRIVER: PUP20A-1WMC 450mA  
30minutes warm-up

### AAI Figure

Test:U:120.01V I:0.1482A P:17.696W PF:0.9941 Freq:59.98Hz Lamp Flux:1749.31x1 lm		
NAME: 2218.144-LEA-14	TYPE:	WEIGHT:
SPEC.:3000K	DIM.:	SERIAL No.:2303130266
MFR.: RISE	SUR.:0.003737385m2	Shielding Angle:

Flux out:722.2 lm



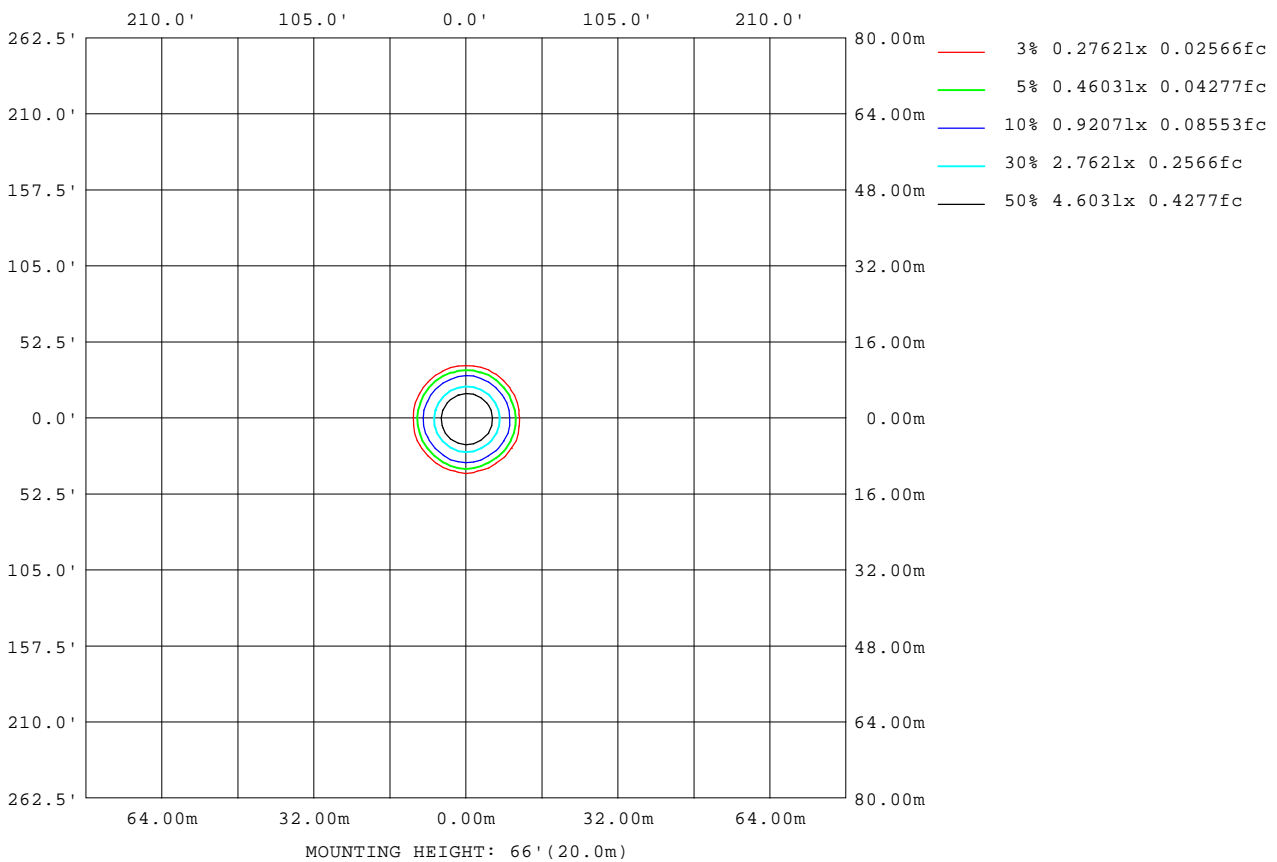
Note:The Curves indicate the illuminated area and the average illumination when the luminaire is at different distance.

C Range: 0 - 360DEG  
C Interval: 30.0DEG  
Test Speed: HIGH  
Temperature:25.3DEG  
Operators:Zoe  
Test Date:2023-3-13

Range: 0 - 180DEG  
Interval: 1.0DEG  
Test System:EVERFINE GO-SPEX500\_V1 SYSTEM V2.00.416  
Humidity:65.0%  
Test Distance:3.160m [K=1.0000]  
Remarks: LAMP:BXRE-30G1000-A-83 Ra:90  
LENS:PM-1082A 24R  
DRIVER: PUP20A-1WMC 450mA  
30minutes warm-up

## ISOLUX DIAGRAM

Test:U:120.01V I:0.1482A P:17.696W PF:0.9941 Freq:59.98Hz Lamp Flux:1749.3lx1 lm		
NAME: 2218.144-LEA-14	TYPE:	WEIGHT:
SPEC.:3000K	DIM.:	SERIAL No.:2303130266
MFR.: RISE	SUR.:0.003737385m2	Shielding Angle:



C Range: 0 - 360DEG  
C Interval: 30.0DEG  
Test Speed: HIGH  
Temperature:25.3DEG  
Operators:Zoe  
Test Date:2023-3-13

Range: 0 - 180DEG  
Interval: 1.0DEG  
Test System:EVERFINE GO-SPEX500\_V1 SYSTEM V2.00.416  
Humidity:65.0%  
Test Distance:3.160m [K=1.0000]  
Remarks: LAMP:BXRE-30G1000-A-83 Ra:90  
LENS:PM-1082A 24R  
DRIVER: PUP20A-1WMC 450mA  
30minutes warm-up

## LED Avg.L Report

Test:U:120.01V I:0.1482A P:17.696W PF:0.9941 Freq:59.98Hz Lamp Flux:1749.31x1 lm		
NAME: 2218.144-LEA-14	TYPE:	WEIGHT:
SPEC.:3000K	DIM.:	SERIAL No.:2303130266
MFR.: RISE	SUR.:0.003737385m2	Shielding Angle:

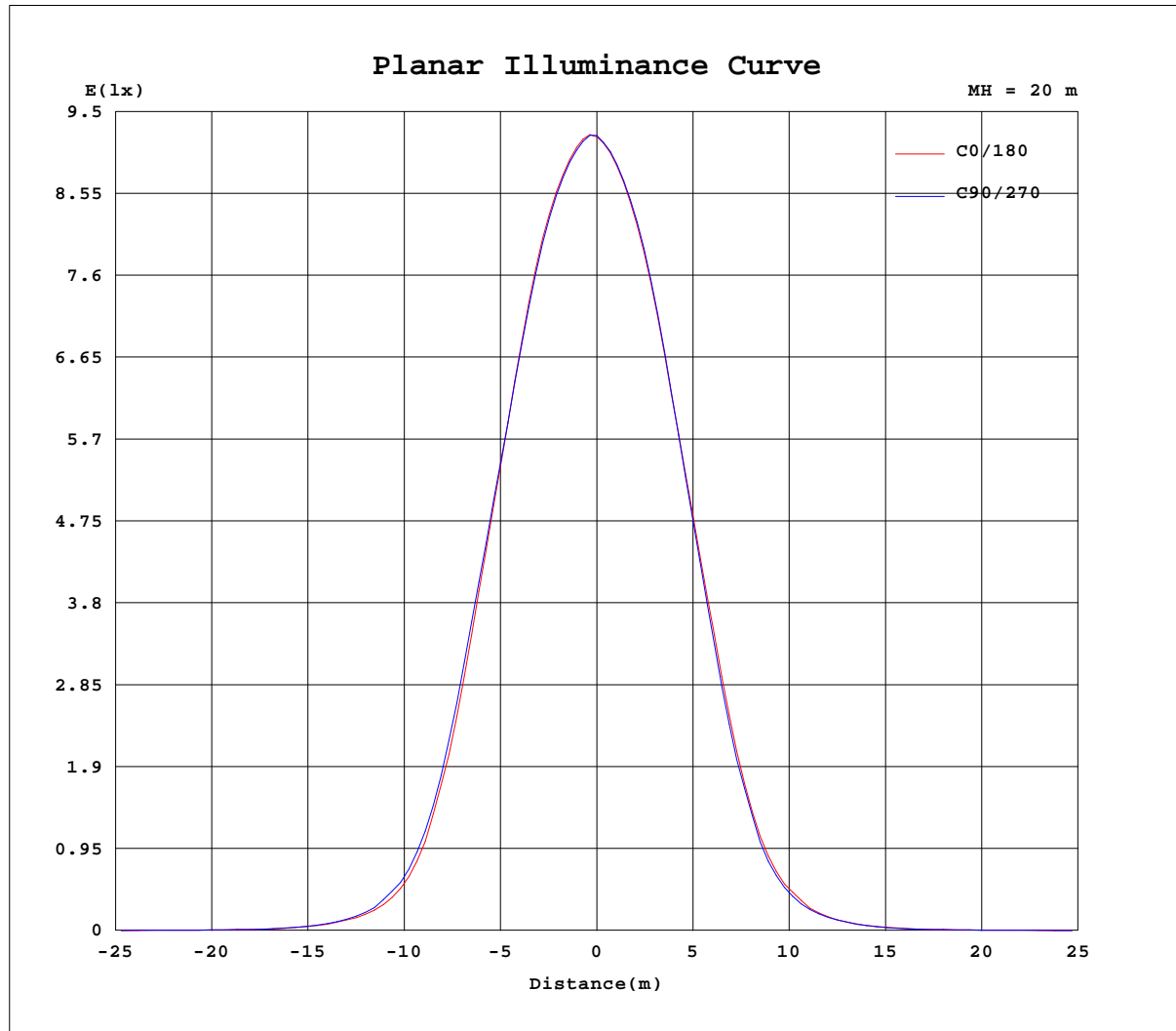
AvgL	cd/m2
L_0~180(65)av	400
L_0~180(75)av	208
L_0~180(85)av	201
L_90~270(65)av	458
L_90~270(75)av	239
L_90~270(85)av	210
L_45(65)av	441
L_45(75)av	221
L_45(85)av	161

Standard: GB/T 29293-2012

C Range: 0 - 360DEG  
C Interval: 30.0DEG  
Test Speed: HIGH  
Temperature:25.3DEG  
Operators:Zoe  
Test Date:2023-3-13

Range: 0 - 180DEG  
Interval: 1.0DEG  
Test System:EVERFINE GO-SPEX500\_V1 SYSTEM V2.00.416  
Humidity:65.0%  
Test Distance:3.160m [K=1.0000]  
Remarks: LAMP:BXRE-30G1000-A-83 Ra:90  
LENS:PM-1082A 24R  
DRIVER: PUP20A-1WMC 450mA  
30minutes warm-up

## Planar Illuminance Curve



C Range: 0 - 360DEG  
 C Interval: 30.0DEG  
 Test Speed: HIGH  
 Temperature: 25.3DEG  
 Operators: Zoe  
 Test Date: 2023-3-13

Range: 0 - 180DEG  
 Interval: 1.0DEG  
 Test System: EVERFINE GO-SPEX500\_V1 SYSTEM V2.00.416  
 Humidity: 65.0%  
 Test Distance: 3.160m [K=1.0000]  
 Remarks: LAMP: BXRE-30G1000-A-83 Ra:90  
 LENS: PM-1082A 24R  
 DRIVER: PUP20A-1WMC 450mA  
 30minutes warm-up



## LUMINOUS DISTRIBUTION INTENSITY DATA

Test:U:120.01V I:0.1482A P:17.696W PF:0.9941 Freq:59.98Hz Lamp Flux:1749.31x1 lm		
NAME: 2218.144-LEA-14	TYPE:	WEIGHT:
SPEC.:3000K	DIM.:	SERIAL No.:2303130266
MFR.: RISE	SUR.:0.003737385m2	Shielding Angle:

Table--1

UNIT: cd

C(DEG) (DEG)	0	30	60	90	120	150	180	210	240	270	300	330						
0	3688	3688	3688	3688	3688	3688	3688	3688	3688	3688	3688	3688						
5	3556	3580	3561	3536	3486	3444	3425	3404	3411	3431	3472	3521						
10	3056	3106	3071	3030	2939	2856	2803	2759	2759	2810	2904	3002						
15	2190	2272	2234	2213	2128	2021	1936	1878	1855	1904	2005	2127						
20	1197	1311	1270	1271	1181	1090	1005	954	928	957	1044	1138						
25	435	499	475	492	448	404	370	349	339	343	375	407						
30	146	168	160	164	152	136	126	121	119	119	129	138						
35	55.1	62.2	59.6	59.7	54.2	48.7	44.8	42.8	42.5	43.0	47.5	51.3						
40	18.8	22.5	20.0	20.9	16.8	15.6	14.7	14.3	14.2	14.2	15.4	16.9						
45	9.52	10.0	9.87	9.71	9.31	8.59	8.10	8.15	8.16	8.16	8.59	9.11						
50	5.09	5.28	5.38	5.58	5.28	4.77	4.43	4.46	4.69	4.61	4.80	5.06						
55	2.57	2.81	2.93	2.94	2.69	2.56	2.31	2.13	2.18	2.45	2.58	2.59						
60	1.32	1.39	1.50	1.61	1.50	1.31	1.14	1.08	1.13	1.21	1.30	1.34						
65	0.65	0.68	0.78	0.78	0.83	0.71	0.61	0.58	0.60	0.66	0.69	0.68						
70	0.37	0.38	0.44	0.43	0.48	0.40	0.34	0.31	0.33	0.37	0.38	0.38						
75	0.21	0.21	0.25	0.26	0.27	0.21	0.19	0.17	0.18	0.21	0.21	0.21						
80	0.12	0.12	0.14	0.15	0.15	0.11	0.11	0.09	0.10	0.12	0.11	0.11						
85	0.07	0.06	0.07	0.08	0.06	0.04	0.06	0.05	0.05	0.06	0.05	0.05						
90	0.00	0.00	0.00	0.00	0.00	0.00	0.00	0.00	0.00	0.00	0.00	0.00						
95	0.00	0.00	0.00	0.00	0.00	0.00	0.00	0.00	0.00	0.00	0.00	0.00						
100	0.00	0.00	0.00	0.00	0.00	0.00	0.00	0.00	0.00	0.00	0.00	0.00						
105	0.00	0.00	0.00	0.00	0.00	0.00	0.00	0.00	0.00	0.00	0.00	0.00						
110	0.00	0.00	0.00	0.00	0.00	0.00	0.00	0.00	0.00	0.00	0.00	0.00						
115	0.00	0.00	0.00	0.00	0.00	0.00	0.00	0.00	0.00	0.00	0.00	0.00						
120	0.00	0.00	0.00	0.00	0.00	0.00	0.00	0.00	0.00	0.00	0.00	0.00						
125	0.00	0.00	0.00	0.00	0.00	0.00	0.00	0.00	0.00	0.00	0.00	0.00						
130	0.00	0.00	0.00	0.00	0.00	0.00	0.00	0.00	0.00	0.00	0.00	0.00						
135	0.00	0.00	0.00	0.00	0.00	0.00	0.00	0.00	0.00	0.00	0.00	0.00						
140	0.00	0.00	0.00	0.00	0.00	0.00	0.00	0.00	0.00	0.00	0.00	0.00						
145	0.00	0.00	0.00	0.00	0.00	0.00	0.00	0.00	0.00	0.00	0.00	0.00						
150	0.00	0.00	0.00	0.00	0.00	0.00	0.00	0.00	0.00	0.00	0.00	0.00						
155	0.00	0.00	0.00	0.00	0.00	0.00	0.00	0.00	0.00	0.00	0.00	0.00						
160	0.00	0.00	0.00	0.00	0.00	0.00	0.00	0.00	0.00	0.00	0.00	0.00						
165	0.00	0.00	0.00	0.00	0.00	0.00	0.00	0.00	0.00	0.00	0.00	0.00						
170	0.00	0.00	0.00	0.00	0.00	0.00	0.00	0.00	0.00	0.00	0.00	0.00						
175	0.00	0.00	0.00	0.00	0.00	0.00	0.00	0.00	0.00	0.00	0.00	0.00						
180	0.00	0.00	0.00	0.00	0.00	0.00	0.00	0.00	0.00	0.00	0.00	0.00						

C Range: 0 - 360DEG  
C Interval: 30.0DEG  
Test Speed: HIGH  
Temperature:25.3DEG  
Operators:Zoe  
Test Date:2023-3-13

Range: 0 - 180DEG  
Interval: 1.0DEG  
Test System:EVERFINE GO-SPEX500\_V1 SYSTEM V2.00.416  
Humidity:65.0%  
Test Distance:3.160m [K=1.0000]  
Remarks: LAMP:BXRE-30G1000-A-83 Ra:90  
LENS:PM-1082A 24R  
DRIVER: PUP20A-1WMC 450mA  
30minutes warm-up